

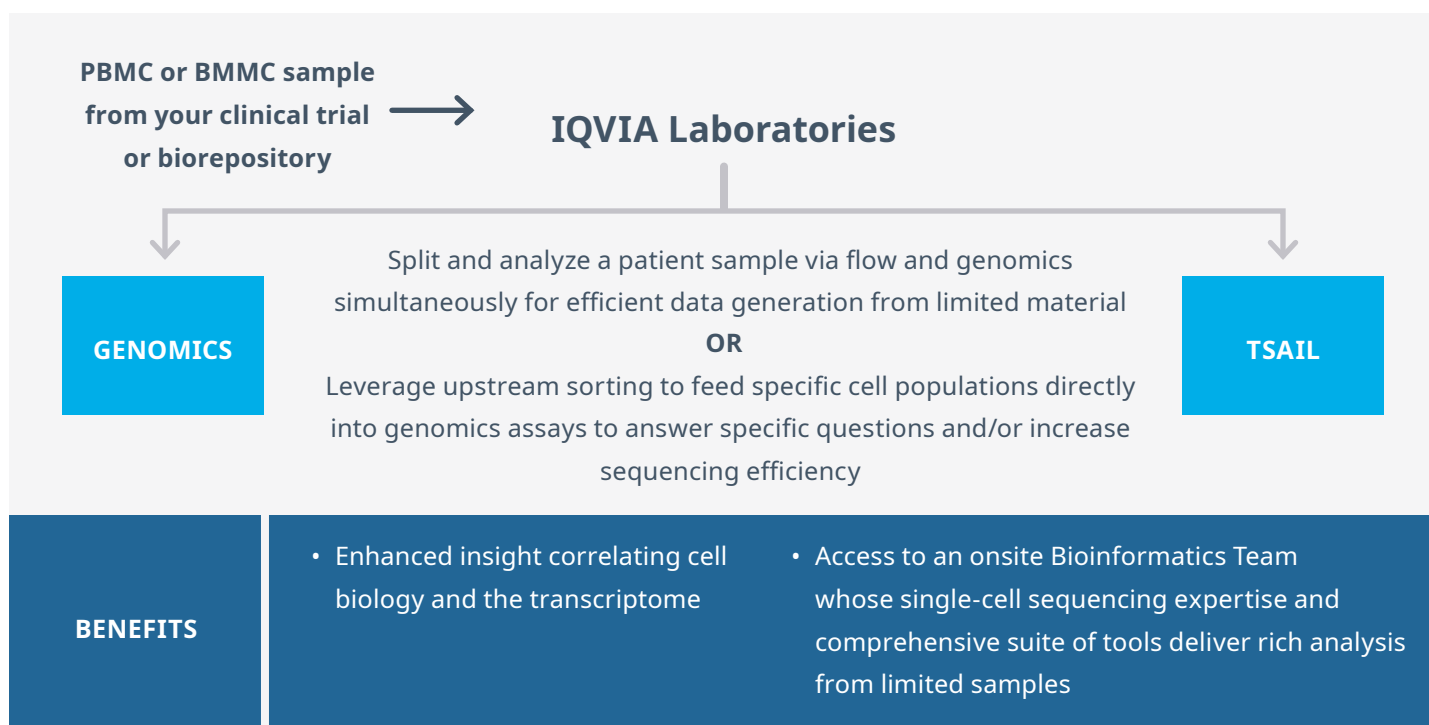
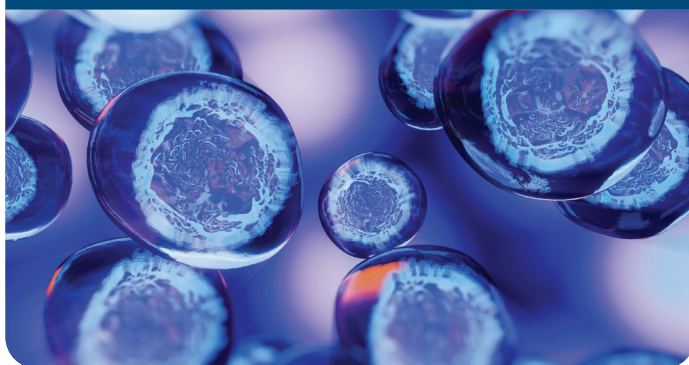
Innovation Laboratories

One lab for flow cytometry, genomics and bioinformatics solutions

Innovative laboratory solutions provide efficient solutions for single-cell testing

IQVIA Innovation Laboratories are located in the heart of the dynamic Research Triangle Park and within our global headquarters in Durham, NC, USA. This facility creates an innovative scientific community that includes multiple life science disciplines including Large Molecule Bioanalytical, Vaccines Center of Excellence, Genomics Center of Excellence and Translational Science and Innovation Laboratory (TSAIL). With scientific thought leaders from anatomic pathology, flow cytometry, genomics, vaccine development, and large molecule bioanalytical services under one roof, IQVIA Laboratories is well poised to engineer solutions and create novel service offerings for sponsors in support of our mission to turn patients' hope into the help they need.

- Cell sorting
- Flow cytometry
- Single-cell RNA-Seq
- Single-cell TCR/BCR immune repertoire
- Single-cell surface protein profiling



One site with complementary capabilities creates distinct benefits



A sample can be split and analyzed using both spectral flow and single-cell sequencing at the same laboratory and time



Sorted cell populations can be exchanged with adjacent labs for downstream genomics work



Flexibility and real time communication allow for maximum sample utilization



Ability to leverage flow cytometry, genomics and bioinformatics experts in a single location

Full spectrum cytometry (FSCM) and cell sorting

- 5 lasers/64 parameters for greatly expanded fluorochrome capabilities
- Provides superior resolution even for dyes with overlapping emission spectra
- Enables autofluorescence characterization and unmixing
- Cell sorter method transfer direct from Aurora platform
- Harmonized analyzer and cell sorter for routine clinical trial sample testing
- Cytex® Aurora CS, 64 parameter full-spectrum cell sorter
- Characterized, standardized, and harmonized optical bench on the sorter matches our global Cytex® Aurora capability
- Utilize exploratory/fit for purpose qualified assays for single-cell isolation via fluorescence-activated cell sorting
- Up to six cell populations can be collected from one sample at the same time

Customizable single-cell sequencing solutions to meet your research needs



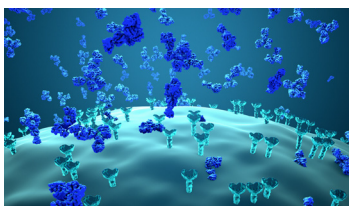
Single-cell RNA-Seq

Profile up to 10,000 cells per sample with our single-cell RNA sequencing assay. Our assay provides 3' or 5' gene expression using the Chromium Controller™ microfluidic platform.



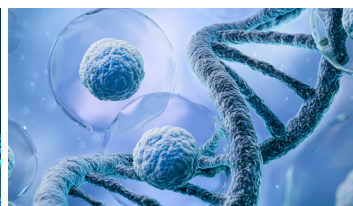
Single-cell immune repertoire – TCR & BCR profiling

Target full-length paired T-cell receptor or B-cell immunoglobulin (Ig) transcripts, including isotypes and T-cell receptor α/β .



Single-cell surface protein profiling

Incorporate cell surface protein detection in conjunction with gene expression and immune repertoire profiling with our surface protein profiling assay.



Single-nucleus RNA-Seq

Interrogate difficult to dissociate cell types and illuminate unexpected heterogeneity with our single-nucleus assay.

Supporting studies around the world

Our centralized scientific and operational oversight combined with our global laboratory footprint enables comprehensive, large-scale trial support. Expeditious delivery from your clinical site to one of our central labs is essential for maintaining the integrity of your samples. We can transport samples from almost anywhere in the world within a 24-48 hour timeframe.

